MALE END VIEW (P1)

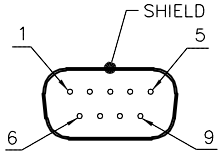

1 = N/C
2 = ORANGE
3 = WHITE/GREEN
4 = N/C
5 = N/C
6 = N/C
7 = WHITE/ORANGE
8 = GREEN
9 = N/C

FEMALE END VIEW (J1)

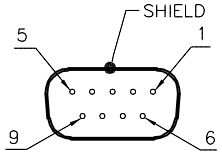

1 = N/C
2 = ORANGE
3 = WHITE/GREEN
4 = N/C
5 = N/C
6 = N/C
7 = WHITE/ORANGE
8 = GREEN
9 = N/C

WIRING DIAGRAM

P1		J1
2	←	2
3	←	3
7	←	7
8	←	8
1 ← N/C		N/C — 1
4 ← N/C		N/C — 4
5 ← N/C		N/C — 5
6 ← N/C		N/C — 6
9 ← N/C		N/C — 9

SPECIFICATIONS

RATED CURRENT [A]	2.0 A
RATED VOLTAGE [V]	60 V
OUTER CABLE JACKET MATERIAL/COLOR	TPU/TEAL (HALOGEN FREE)
CONDUCTOR INSULATION MATERIAL	HDPE
NUMBER OF CONDUCTORS [AWG]	2UTPX26 AWG, STRANDED, CAT 5e
SHIELDING	ALUM./POLYESTER FOIL AND TINNED COPPER
TEMPERATURE RANGE	−40°C to +75°C (−40°F to +167°F)

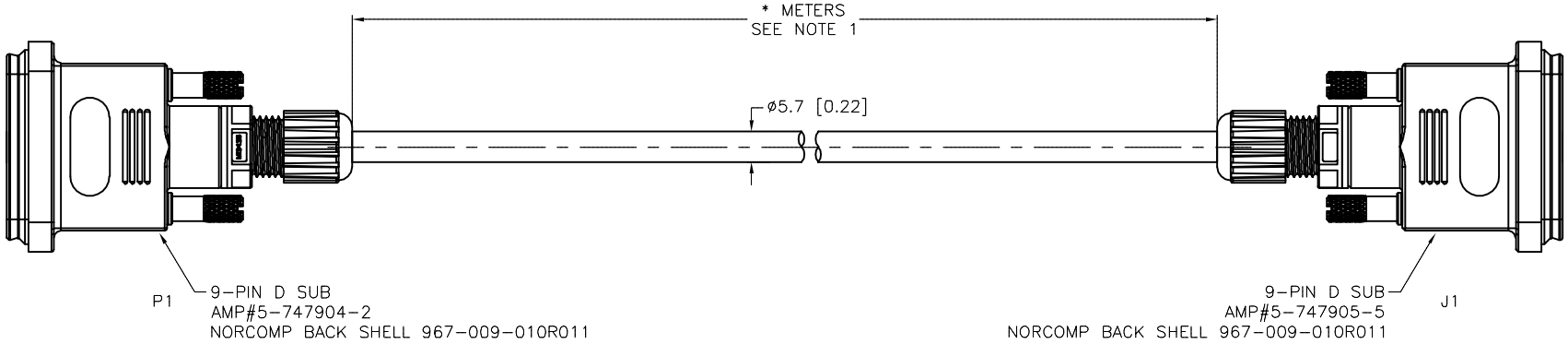

CABLE LENGTH	TOLERANCE *
ALL LENGTHS	+ 4% (OR 50mm) OF LENGTH − 0% (OR 0mm) OF LENGTH WHICHEVER IS GREATER
STRIP LENGTH	**TOLERANCE ***
0–7mm	±0.5mm
8–29mm	±1.0mm
30–49mm	±2.0mm
50–69mm	±3.0mm
70–100mm	±4.0mm
OVER 100mm	±5.0mm
*** UNLESS OTHERWISE SPECIFIED**	

NOTES:

1. "*" INDICATES CABLE LENGTH IN METERS. CONTACT TURCK TO ORDER SPECIFIC LENGTH.

2. "/S3471" DESIGNATES DB9 EXTENSION WITH PIN TO PIN WIRING: 2,3,7,8 AND THUMB SCREWS.

SOURCE DRAWING - FOR REFERENCE ONLY

REV	DESCRIPTION	BY	DATE	ECO NO.
A	DRAWING RELEASE	ER	08/15/19	

RELATED DOCUMENTS
1.
2.
3.
4.

MATERIAL

FINISH

3RD ANGLE PROJECTION

ALL DIMENSIONS DISPLAYED ON THIS DRAWING ARE FOR REFERENCE ONLY

CONTACT TURCK FOR MORE INFORMATION

THIS DRAWING IS CONFIDENTIAL AND THE PROPERTY OF TURCK INC. USE OF THIS DOCUMENT WITHOUT WRITTEN PERMISSION IS PROHIBITED.

TURCK

3000 CAMPUS DRIVE
MINNEAPOLIS, MN 55441
1-800-544-7769
(763) 553-7300
(763) 553-0708 fax
www.turck.us

DRFT ER | DATE 06/11/19
APVD E.S. | SCALE 1=1.3

UNIT OF MEASUREMENT
MILLIMETER [INCH]
DO NOT SCALE THIS DRAWING

DESCRIPTION
DB9MSIP67 DB9FSIP67 4413-*M/S3471

IDENTIFICATION NO.

REV A

FILE: 777043448

SHEET 1 OF 1

Approved 08/09/2019, work order #196828 by E.S.